

EANCOM[®] 2002 S3

RETINS

Instruction for returns message

Edition 2016

1. Introduction..... 2

2. Message Structure Chart 3

3. Branching Diagram..... 4

4. Segments Description 8

5. Segments Layout..... 12

6. Example(s) 54

1. Introduction

Status

MESSAGE TYPE : RETINS
REFERENCE DIRECTORY : D.01B
EANCOM® SUBSET VERSION : 003

Definition

A message by which a party informs another party whether and how goods shall be returned.

Principles

The sender of an instruction for returns message will normally have previously been informed by the recipient of the intention to return goods by means of the Announcement for Returns message.

The instruction for returns message can be used to inform the receiving party on:

- goods being re-called;
- whether the goods shall be returned, repaired, destroyed, or disposed of;
- which transport means and mode shall be used;
- on or by which date the return shall take place;
- which party is responsible for initialising transportation;
- which party is responsible for the transportation costs;
- any additional costs related to the return;
- the carrier who shall carry out the transportation;
- the address to which the returned goods should be sent;
- any associated documents which will be raised in conjunction with the instruction for return, e.g. credit note.
- fixed returns instructions for items which are returned on a scheduled basis, e.g. the collection of unsold newspapers will take place at a fixed time each week.

The instruction for returns may be used to inform a party if the sender refuses, or does not require, return of the goods. Where the message sender does not require the return of goods the message should indicate what action the message recipient should carry out (e.g. disposal, destroy). Where the message sender refuses the return of goods the reason for the refusal should be provided.

2. Message Structure Chart

Instruction For Returns Heading Section

UNH	1	M	1	- Message header
BGM	2	M	1	- Beginning of message
DTM	3	C	9	- Date/time/period
SG1		C	9	- DOC-DTM
DOC	4	M	1	- Document/message details
DTM	5	C	9	- Date/time/period
SG2		C	9	- RFF-DTM
RFF	6	M	1	- Reference
DTM	7	C	9	- Date/time/period
SG3		C	9	- NAD-LOC-SG4-SG5
NAD	8	M	1	- Name and address
LOC	9	C	9	- Place/location identification
SG4		C	9	- RFF
RFF	10	M	1	- Reference
SG5		C	9	- CTA-COM
CTA	11	M	1	- Contact information
COM	12	C	9	- Communication contact
SG6		C	99	- CDI-DTM-FTX
CDI	13	M	1	- Physical or logical state
DTM	14	C	9	- Date/time/period
FTX	15	C	9	- Free text
SG9		C	9	- TDT
TDT	16	M	1	- Details of transport

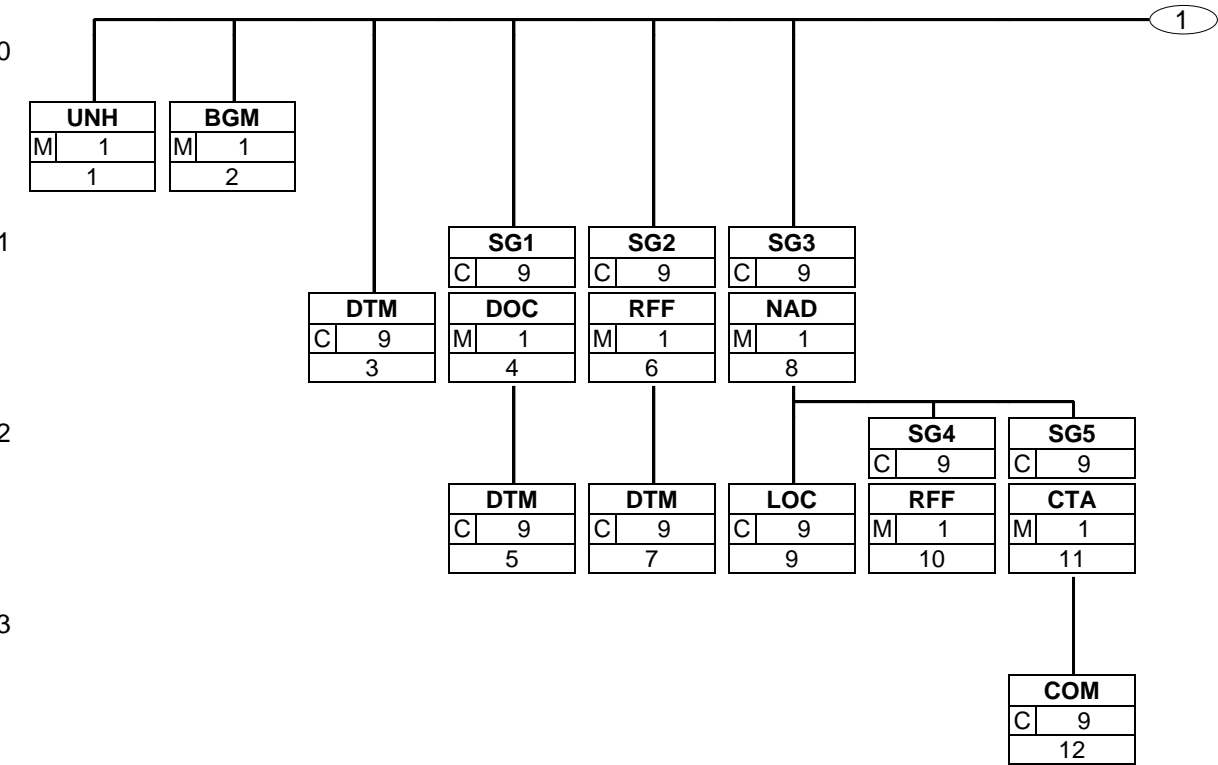
Instruction For Returns Detail Section

SG11		M	9999	- LIN-PIA-IMD-MEA-DTM-QTY-LOC-MOA-SG12-SG13-SG16-SG18
LIN	17	M	1	- Line item
PIA	18	C	9	- Additional product id
IMD	19	C	9	- Item description
MEA	20	C	9	- Measurements
DTM	21	C	9	- Date/time/period
QTY	22	C	9	- Quantity
LOC	23	C	9	- Place/location identification
MOA	24	C	9	- Monetary amount
SG12		C	9	- DOC-DTM
DOC	25	M	1	- Document/message details
DTM	26	C	9	- Date/time/period
SG13		C	9	- RFF-DTM
RFF	27	M	1	- Reference
DTM	28	C	9	- Date/time/period
SG16		C	9	- PAC-SG17
PAC	29	M	1	- Package
SG17		C	9	- PCI-DTM-GIN
PCI	30	M	1	- Package identification
DTM	31	C	9	- Date/time/period
GIN	32	C	9	- Goods identity number
SG18		C	99	- CDI-DTM-FTX
CDI	33	M	1	- Physical or logical state
DTM	34	C	9	- Date/time/period
FTX	35	C	9	- Free text

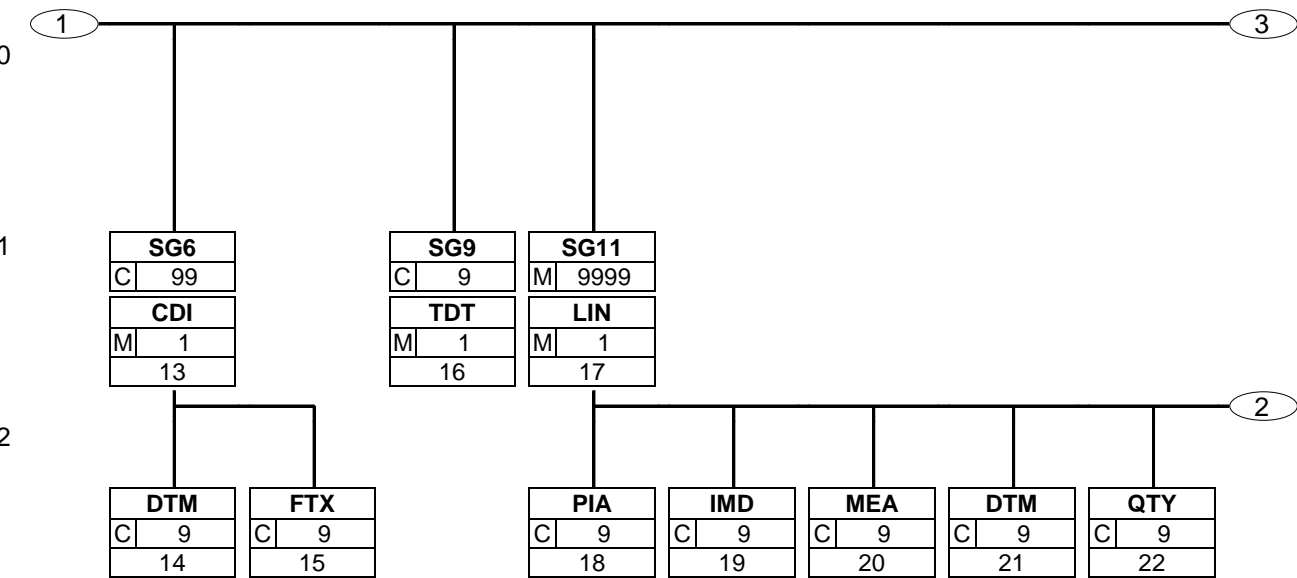
Instruction For Returns Summary Section

CNT	36	C	9	- Control total
UNT	37	M	1	- Message trailer

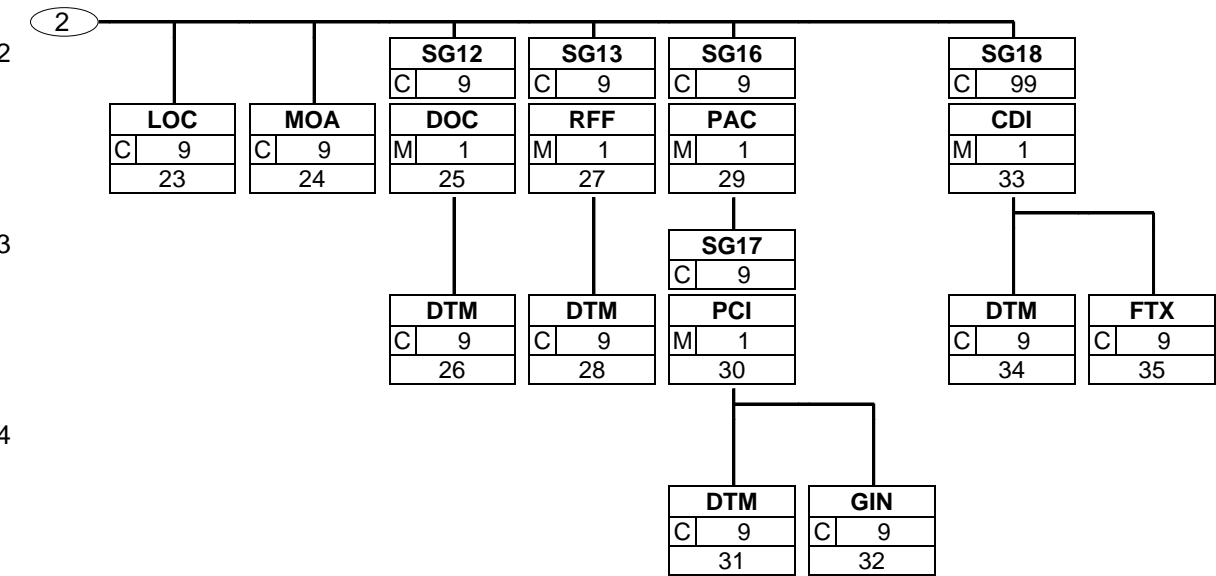
3. Branching Diagram



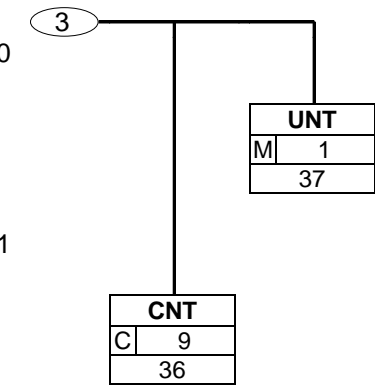
3. Branching Diagram



3. Branching Diagram



3. Branching Diagram



4. Segments Description

Instruction For Returns Heading Section

UNH - M 1	- Message header This segment is used to head, identify and specify a message.
BGM - M 1	- Beginning of message This segment is used to indicate the type and function of a message and to transmit the identifying number.
DTM - C 9	- Date/time/period This segment is used to specify any dates applicable to the complete instruction for returns message.
SG1 - C 9	- DOC-DTM A group of segments by which the sender of the message indicates to the receiver what type of document or message will accompany or follow the instruction for returns message, e.g., a credit note.
DOC - M 1	- Document/message details This segment is used to identify any documents which the message sender has or will raise for the message recipient as a result of a previously sent announcement for returns message.
DTM - C 9	- Date/time/period This segment is used to specify dates related to the document type specified in the DOC segment.
SG2 - C 9	- RFF-DTM A group of segments providing references and any associated dates related to the current message, e.g. announcement for returns number, invoice, etc.
RFF - M 1	- Reference This segment is used to specify any references valid for the complete instruction for returns message.
DTM - C 9	- Date/time/period This segment is used to specify any dates related to the previous RFF segment.
SG3 - C 9	- NAD-LOC-SG4-SG5 A group of segments identifying the parties involved in the instruction to return message and any associated information.
NAD - M 1	- Name and address This segment is used to identify the parties involved in the instructions for returns process.
LOC - C 9	- Place/location identification This segment is used to identify any locations related to the party identified in the NAD segment.
SG4 - C 9	- RFF A group of segments for specifying any references relating to the current party.
RFF - M 1	- Reference This segment is used to specify reference numbers related to the trading parties identified in the NAD segment.
SG5 - C 9	- CTA-COM A group of segments identifying the contact person or department for the current party and if required specifying the communication channel and number.
CTA - M 1	- Contact information This segment is used to identify the department and/or person within the party specified in the NAD.

4. Segments Description

COM - C 9	- Communication contact This segment is used to identify the communications number and the type of communications used for the person or department identified in the CTA segment.
SG6 - C 99	- CDI-DTM-FTX A group of segments identifying any states, dates or additional references related to the complete instruction for return message.
CDI - M 1	- Physical or logical state This segment is used to indicate conditions specified by the message sender concerning the return or otherwise of all the goods detailed in the message.
DTM - C 9	- Date/time/period This segment is used to specify dates relevant to the returns conditions and instructions provided in the CDI and INS segments for the entire message.
FTX - C 9	- Free text This segment is used to indicate free text information related to the entire message.
SG9 - C 9	- TDT A segment identifying the mode and means of transport relating to the whole instruction for returns.
TDT - M 1	- Details of transport This segment is used to identify the mode and means of transport which will be used to return the goods detailed in the message.

Instruction For Returns Detail Section

SG11 - M 9999	- LIN-PIA-IMD-MEA-DTM-QTY-LOC-MOA-SG12-SG13-SG16-SG18 A group of segments providing details of the individual items for which instruction for returns are being provided. There must be at least one occurrence of this group within an instruction for returns.
LIN - M 1	- Line item This segment indicates the beginning of the detail section of the instruction for returns message.
PIA - C 9	- Additional product id This segment is used to specify additional or substitutional item identification codes such as a buyer's or supplier's item number.
IMD - C 9	- Item description This segment is used to describe the current line item.
MEA - C 9	- Measurements This segment is used to specify any relevant measurements for the line item being returned.
DTM - C 9	- Date/time/period This segment is used to specify any dates applicable to the current line item only.
QTY - C 9	- Quantity This segment is used to specify any quantities relevant to the current line item.
LOC - C 9	- Place/location identification This segment is used to identify locations relevant to the current line item.
MOA - C 9	- Monetary amount This segment is used to specify any monetary amount relevant to the current line item.

4. Segments Description

SG12 - C 9	- DOC-DTM A group of segments by which the sender of the message indicates to the receiver what type of document or message will accompany or follow the instruction for returns message, e.g., a credit note, for the current line item.
DOC - M 1	- Document/message details This segment is used to identify any documents relevant to the current line item.
DTM - C 9	- Date/time/period This segment is used to specify dates related to the document specified in the DOC segment.
SG13 - C 9	- RFF-DTM A group of segments for specifying any references relating to the current line item only, e.g. invoice number, etc.
RFF - M 1	- Reference This segment is used to specify any references valid for the current line item only.
DTM - C 9	- Date/time/period This segment is used to specify dates and times of the reference specified in the previous RFF segment.
SG16 - C 9	- PAC-SG17 A group of segments identifying packaging, marks and numbers, date and time information about packing for the product for which an instruction for returns is provided.
PAC - M 1	- Package This segment is used to provide packaging information for the line item being returned.
SG17 - C 9	- PCI-DTM-GIN A group of segments specifying markings, labels, and packing numbers.
PCI - M 1	- Package identification This segment is used to provide markings and labels information relevant to the packaging unit identified in the PAC segment. This information may be used at the time of collection to correctly identify the packages for return.
DTM - C 9	- Date/time/period This segment is used to specify dates related to the packaging for the current line item.
GIN - C 9	- Goods identity number This segment is used to provide identification numbers relevant to the packaging unit identified in the PAC segment.
SG18 - C 99	- CDI-DTM-FTX A group of segments identifying any states, dates or additional references related to the return of the current line item.
CDI - M 1	- Physical or logical state This segment is used to indicate conditions (actions) requested by the message sender for the current line item.
DTM - C 9	- Date/time/period This segment is used to specify dates relevant to the returns conditions and instructions provided in the CDI and INS segments for the current line item.
FTX - C 9	- Free text This segment is used to indicate free text information related to the conditions of the current line item.

4. Segments Description

Instruction For Returns Summary Section

- | | |
|-----------|--|
| CNT - C 9 | - Control total |
| | This is used to provide message control information for checking on the message receivers in-house system. |
| UNT - M 1 | - Message trailer |
| | The UNT segment is a mandatory UN/EDIFACT segment. It must always be the last segment in the message. |

5. Segments Layout

This section describes each segment used in the EANCOM® Returns instruction message. The original EDIFACT segment layout is listed. The appropriate comments relevant to the EANCOM® subset are indicated.

Notes:

1. The segments are presented in the sequence in which they appear in the message. The segment or segment group tag is followed by the (M)andatory / (C)onditional indicator, the maximum number of occurrences and the segment description.
2. Reading from left to right, in column one, the data element tags and descriptions are shown, followed by in the second column the EDIFACT status (M or C), the field format, and the picture of the data elements. These first pieces of information constitute the original EDIFACT segment layout.

Following the EDIFACT information, EANCOM® specific information is provided in the third, fourth, and fifth columns. In the third column a status indicator for the use of (C)onditional EDIFACT data elements (see 2.1 through 2.3 below), in the fourth column the restricted indicator (see point 3 on the following page), and in the fifth column notes and code values used for specific data elements in the message.

- 2.1 (M)andatory data elements in EDIFACT segments retain their status in EANCOM®.
- 2.2 Additionally, there are five types of status for data elements with a (C)onditional EDIFACT status, whether for simple, component or composite data elements. These are listed below and can be identified when relevant by the following abbreviations:

- REQUIRED	R	Indicates that the entity is required and must be sent.
- ADVISED	A	Indicates that the entity is advised or recommended.
- DEPENDENT	D	Indicates that the entity must be sent in certain conditions, as defined by the relevant explanatory note.
- OPTIONAL	O	Indicates that the entity is optional and may be sent at the discretion of the user.
- NOT USED	N	Indicates that the entity is not used and should be omitted.

- 2.3 If a composite is flagged as **N, NOT USED**, all data elements within that composite will have blank status indicators assigned to them.
3. Status indicators detailed in the fourth column which directly relate to the code values detailed in the fifth **column** may have two values:

- RESTRICTED	*	A data element marked with an asterisk (*) in the fourth column indicates that the listed codes in column five are the only codes available for use with this data element, in this segment, in this message.
- OPEN		All data elements where coded representation of data is possible and a restricted set of code values is not indicated are open (no asterisk in fourth column). The available codes are listed in the EANCOM® Data Elements and Code Sets Directory. Code values may be given as examples or there may be a note on the format or type of code to be used.

4. Different colours are used for the code values in the segment details: restricted codes are in red and open codes in blue.

5. Segments Layout

Segment number: 1

UNH - M 1 - Message header				
Function: To head, identify and specify a message.				
	EDIFACT	GS1	*	Description
0062 Message reference number	M an..14	M		Senders unique message reference. Sequence number of the messages in the interchange. DE 0062 in the UNT will be identical. Sender generated.
S009 MESSAGE IDENTIFIER	M	M		
0065 Message type	M an..6	M	*	RETINS = Instruction for returns message
0052 Message version number	M an..3	M	*	D = Draft version/UN/EDIFACT Directory
0054 Message release number	M an..3	M	*	01B = Release 2001 - B
0051 Controlling agency	M an..2	M	*	UN = UN/CEFACT
0057 Association assigned code	C an..6	R	*	EAN003 = GS1 version control number (GS1 Permanent Code) Indicates that the message is the EANCOM version 003 of the UNSM Instruction For Returns.
0068 Common access reference	C an..35	N		
S010 STATUS OF THE TRANSFER	C	N		
0070 Sequence of transfers	M n..2			
0073 First and last transfer	C a1			
Segment Notes: This segment is used to head, identify and specify a message. DE's 0065, 0052, and 0054: Indicate that the message is a UNSM Instruction For Returns message based on the D.01B directory. Example: UNH+ME000001+RETINS:D:01B:UN:EAN003'				

5. Segments Layout

Segment number: 2

BGM - M 1 - Beginning of message				
Function: To indicate the type and function of a message and to transmit the identifying number.				
		EDIFACT	GS1	* Description
C002	DOCUMENT/MESSAGE NAME	C	R	
1001	Document name code	C an..3	R	* 71E = Instruction for returns (GS1 Temporary Code)
1131	Code list identification code	C an..17	N	
3055	Code list responsible agency code	C an..3	R	* 9 = GS1
1000	Document name	C an..35	O	
C106	DOCUMENT/MESSAGE IDENTIFICATION	C	R	
1004	Document identifier	C an..35	R	Instruction for returns number assigned by the document sender. For global unique identification of documents Global Document Type Identifier (GDTI) is available.
1056	Version identifier	C an..9	N	
1060	Revision identifier	C an..6	N	
1225	Message function code	C an..3	R	* 1 = Cancellation 6 = Confirmation 7 = Duplicate 9 = Original 31 = Copy The message function, coded is a critical data element in this segment. It applies to all data indicated in the message. The following definitions apply for the restricted codes: 1= Cancellation - A cancellation of a previously sent instruction for returns. The identification of the instruction for returns being cancelled is provided in the RFF segment. 6 = Confirmation - A confirmation of a previously transmitted instruction for returns message. 7 = Duplicate - A re-transmission of a previously sent instruction for returns message involving the same parties at the specific request of the receiver. 9 = Original - An indication to the receiver that this is an original instruction for returns. 31 = Copy - A copy of an original message which has been sent for action or information purposes.
4343	Response type code	C an..3	N	
Segment Notes: This segment is used to indicate the type and function of a message and to transmit the identifying number. All references other than the document number DE 1004 are to be put in the RFF segment. Example: BGM+71E::9+432097+9'				

5. Segments Layout

Segment number: 3

DTM - C 9 - Date/time/period					
Function: To specify date, and/or time, or period.					
		EDIFACT	GS1	*	Description
C507	DATE/TIME/PERIOD	M	M		
2005	Date or time or period function code qualifier	Man..3	M	*	137 = Document/message date/time
2380	Date or time or period value	C an..35	R		
2379	Date or time or period format code	C an..3	R		102 = CCYYMMDD 203 = CCYYMMDDHHMM
Segment Notes: This segment is used to specify any dates applicable to the complete instruction for returns message. DE 2005: Identification of the 'Document/message date/time' (code value 137) is mandatory in an EANCOM message. Example: DTM+137:20021201:102'					

5. Segments Layout

Segment number: 4

SG1		- C	9 - DOC-DTM		
DOC		- M	1 - Document/message details		
Function:					
To identify documents and details directly related to it.					
		EDIFACT	GS1	*	Description
C002	DOCUMENT/MESSAGE NAME	M	M		
1001	Document name code	C an..3	R		381 = Credit note - goods and services
1131	Code list identification code	C an..17	O		
3055	Code list responsible agency code	C an..3	D		
1000	Document name	C an..35	N		
C503	DOCUMENT/MESSAGE DETAILS	C	O		
1004	Document identifier	C an..35	O		
1373	Document status code	C an..3	O		4 = To arrive by separate EDI message 7 = To be raised and sent
1366	Document source description	C an..70	N		
3453	Language name code	C an..3	N		
1056	Version identifier	C an..9	N		
1060	Revision identifier	C an..6	N		
3153	Communication medium type code	C an..3	N		
1220	Document copies required quantity	C n..2	N		
1218	Document originals required quantity	C n..2	N		
Segment Notes:					
This segment is used to identify any documents which the message sender has or will raise for the message recipient as a result of a previously sent announcement for returns message.					
Example:					
Example: DOC+381'					

5. Segments Layout

Segment number: 5

SG1	- C	9 - DOC-DTM		
DTM	- C	9 - Date/time/period		
Function: To specify date, and/or time, or period.				
	EDIFACT	GS1	*	Description
C507	DATE/TIME/PERIOD	M	M	
2005	Date or time or period function code qualifier	M an..3	M	* 137 = Document/message date/time
2380	Date or time or period value	C an..35	R	
2379	Date or time or period format code	C an..3	R	102 = CCYYMMDD 203 = CCYYMMDDHHMM 718 = CCYYMMDD-CCYYMMDD
Segment Notes: This segment is used to specify dates related to the document type specified in the DOC segment. Example: DTM+137:20021210:102'				

5. Segments Layout

Segment number: 6

SG2		- C	9 - RFF-DTM		
RFF		- M	1 - Reference		
Function: To specify a reference.					
		EDIFACT	GS1	*	Description
C506	REFERENCE	M	M		
1153	Reference code qualifier	M an..3	M		AAK = Despatch advice number ALQ = Returns notice number CT = Contract number IRN = Instruction for returns number (GS1 Temporary Code) IV = Invoice number
1154	Reference identifier	C an..70	R		
1156	Document line identifier	C an..6	N		
4000	Reference version identifier	C an..35	N		
1060	Revision identifier	C an..6	N		
Segment Notes: This segment is used to specify any references valid for the complete instruction for returns message. Example: RFF+IV:52114'					

5. Segments Layout

Segment number: 7

SG2		- C	9 - RFF-DTM		
DTM		- C	9 - Date/time/period		
Function:					
To specify date, and/or time, or period.					
		EDIFACT	GS1	*	Description
C507	DATE/TIME/PERIOD	M	M		
2005	Date or time or period function code qualifier	M an..3	M	*	171 = Reference date/time
2380	Date or time or period value	C an..35	R		
2379	Date or time or period format code	C an..3	R		102 = CCYYMMDD 203 = CCYYMMDDHHMM
Segment Notes:					
This segment is used to specify any dates related to the previous RFF segment.					
Example:					
DTM+171:20021125:102'					

5. Segments Layout

Segment number: 8

SG3	- C	9 - NAD-LOC-SG4-SG5			
NAD	- M	1 - Name and address			
Function: To specify the name/address and their related function, either by C082 only and/or unstructured by C058 or structured by C080 thru 3207.					
		EDIFACT	GS1	*	Description
3035	Party function code qualifier	M an..3	M		BY = Buyer CZ = Consignor PW = Despatch party SE = Seller SN = Store number SR = Supplier's agent/representative SU = Supplier
C082	PARTY IDENTIFICATION DETAILS	C	A		
3039	Party identifier	M an..35	M		Global Location Number GLN - Format n13 For identification of parties it is recommended to use GLN - Format n13.
1131	Code list identification code	C an..17	N		
3055	Code list responsible agency code	C an..3	R	*	9 = GS1
C058	NAME AND ADDRESS	C	O		This composite may only be used to fulfill the requirements of directive 2003/58/EC, article 4.
3124	Name and address description	M an..35	M		
3124	Name and address description	C an..35	O		
3124	Name and address description	C an..35	O		
3124	Name and address description	C an..35	O		
3124	Name and address description	C an..35	O		
C080	PARTY NAME	C	D		
3036	Party name	M an..35	M		Party Name in clear text.
3036	Party name	C an..35	O		
3036	Party name	C an..35	O		
3036	Party name	C an..35	O		
3036	Party name	C an..35	O		
3045	Party name format code	C an..3	O		
C059	STREET	C	D		
3042	Street and number or post office box identifier	M an..35	M		Building Name/Number and Street Name and/or P.O. Box
3042	Street and number or post office box identifier	C an..35	O		
3042	Street and number or post office box identifier	C an..35	O		
3042	Street and number or post office box identifier	C an..35	O		
3164	City name	C an..35	D		City/Town, clear text.
C819	COUNTRY SUB-ENTITY	C	D		

5. Segments Layout

Segment number: 8

	EDIFACT	GS1	*	Description
DETAILS				
3229 Country sub-entity name code	C an..9	O		
1131 Code list identification code	C an..17	O		
3055 Code list responsible agency code	C an..3	O		
3228 Country sub-entity name	C an..70	O		County/State, clear text.
3251 Postal identification code	C an..17	D		Postal code
3207 Country name code	C an..3	D		ISO 3166 two alpha code

Segment Notes:

This segment is used to identify the parties involved in the instructions for returns process.

Example:

NAD+BY+5412345000020::9'

NAD+SU+4012345500004::9'

Dependency Notes:

The following composites and data elements are only used when a coded name and address can not be used.

The affected composites and data elements are as follows:

C080 - C059 - 3164 - C819 - 3251 - 3207

5. Segments Layout

Segment number: 9

SG3		- C	9 - NAD-LOC-SG4-SG5		
LOC		- C	9 - Place/location identification		
Function:					
To identify a place or a location and/or related locations.					
		EDIFACT	GS1	*	Description
3227	Location function code qualifier	M an..3	M		14 = Location of goods 23E = Return location (GS1 Temporary Code) Code value '14' is used to indicate the place where the goods for return are located.
C517	LOCATION IDENTIFICATION	C	R		
3225	Location name code	C an..25	A		GLN - Format n13
1131	Code list identification code	C an..17	O		
3055	Code list responsible agency code	C an..3	D		9 = GS1 DE 3055 must be used if DE 3225 is used and does not contain an UN/LOCODE.
3224	Location name	C an..256	O		
C519	RELATED LOCATION ONE IDENTIFICATION	C	N		
3223	First related location name code	C an..25			
1131	Code list identification code	C an..17			
3055	Code list responsible agency code	C an..3			
3222	First related location name	C an..70			
C553	RELATED LOCATION TWO IDENTIFICATION	C	N		
3233	Second related location name code	C an..25			
1131	Code list identification code	C an..17			
3055	Code list responsible agency code	C an..3			
3232	Second related location name	C an..70			
5479	Relation code	C an..3	N		
Segment Notes:					
This segment is used to identify any locations related to the party identified in the NAD segment.					
Example:					
LOC+14+5412345678908::9'					

5. Segments Layout

Segment number: 10

SG3	- C	9 - NAD-LOC-SG4-SG5
SG4	- C	9 - RFF
RFF	- M	1 - Reference

Function:
To specify a reference.

		EDIFACT	GS1	*	Description
C506	REFERENCE	M	M		
1153	Reference code qualifier	M an..3	M	*	YC1 = Additional party identification (GS1 Temporary Code) GN = Government reference number VA = VAT registration number XA = Company/place registration number
1154	Reference identifier	C an..70	R		
1156	Document line identifier	C an..6	N		
4000	Reference version identifier	C an..35	N		
1060	Revision identifier	C an..6	N		

Segment Notes:

This segment is used to specify reference numbers related to the trading parties identified in the NAD segment.

Example:
RFF+VA:VR12345'

5. Segments Layout

Segment number: 11

SG3	- C	9 - NAD-LOC-SG4-SG5
SG5	- C	9 - CTA-COM
CTA	- M	1 - Contact information

Function:
To identify a person or a department to whom communication should be directed.

		EDIFACT	GS1	*	Description
3139	Contact function code	C an..3	R		IC = Information contact
C056	DEPARTMENT OR EMPLOYEE DETAILS	C	O		
3413	Department or employee name code	C an..17	O		
3412	Department or employee name	C an..35	O		

Segment Notes:

This segment is used to identify the department and/or person within the party specified in the NAD.
The Global Location Number GLN - Format n13 - is particularly suitable for this purpose.

Example:
CTA+IC+:MARK CARTER'

5. Segments Layout

Segment number: 12

SG3	- C	9 - NAD-LOC-SG4-SG5
SG5	- C	9 - CTA-COM
COM	- C	9 - Communication contact
Function:		
To identify a communication number of a department or a person to whom communication should be directed.		
	EDIFACT	GS1 * Description
C076 COMMUNICATION CONTACT	M	M
3148 Communication address identifier	Man..512	M
3155 Communication address code qualifier	Man..3	M
EM = Electronic mail TE = Telephone AO = Uniform Resource Location (URL)		
Segment Notes:		
This segment is used to identify the communications number and the type of communications used for the person or department identified in the CTA segment.		
Example: COM+005822630909:TE'		

5. Segments Layout

Segment number: 13

SG6 - C 99 - CDI-DTM-FTX																																				
CDI - M 1 - Physical or logical state																																				
Function: To describe a physical or logical state.																																				
	<table><thead><tr><th></th><th>EDIFACT</th><th>GS1</th><th>*</th><th>Description</th></tr></thead><tbody><tr><td>7001 Physical or logical state type code qualifier</td><td>M an..3</td><td>M</td><td></td><td>3E = Upon return (GS1 Temporary Code)</td></tr><tr><td>C564 PHYSICAL OR LOGICAL STATE INFORMATION</td><td>M</td><td>M</td><td></td><td></td></tr><tr><td>7007 Physical or logical state description code</td><td>C an..3</td><td>A</td><td></td><td>12E = Return goods (GS1 Temporary Code) 13E = Dispose of goods (GS1 Temporary Code) 14E = Destroy goods (GS1 Temporary Code) 15E = Repair goods (GS1 Temporary Code) 16E = Hold for examination (GS1 Temporary Code) 17E = Return refused (GS1 Temporary Code)</td></tr><tr><td>1131 Code list identification code</td><td>C an..17</td><td>O</td><td></td><td></td></tr><tr><td>3055 Code list responsible agency code</td><td>C an..3</td><td>D</td><td></td><td>9 = GS1</td></tr><tr><td>7006 Physical or logical state description</td><td>C an..70</td><td>O</td><td></td><td></td></tr></tbody></table>		EDIFACT	GS1	*	Description	7001 Physical or logical state type code qualifier	M an..3	M		3E = Upon return (GS1 Temporary Code)	C564 PHYSICAL OR LOGICAL STATE INFORMATION	M	M			7007 Physical or logical state description code	C an..3	A		12E = Return goods (GS1 Temporary Code) 13E = Dispose of goods (GS1 Temporary Code) 14E = Destroy goods (GS1 Temporary Code) 15E = Repair goods (GS1 Temporary Code) 16E = Hold for examination (GS1 Temporary Code) 17E = Return refused (GS1 Temporary Code)	1131 Code list identification code	C an..17	O			3055 Code list responsible agency code	C an..3	D		9 = GS1	7006 Physical or logical state description	C an..70	O		
	EDIFACT	GS1	*	Description																																
7001 Physical or logical state type code qualifier	M an..3	M		3E = Upon return (GS1 Temporary Code)																																
C564 PHYSICAL OR LOGICAL STATE INFORMATION	M	M																																		
7007 Physical or logical state description code	C an..3	A		12E = Return goods (GS1 Temporary Code) 13E = Dispose of goods (GS1 Temporary Code) 14E = Destroy goods (GS1 Temporary Code) 15E = Repair goods (GS1 Temporary Code) 16E = Hold for examination (GS1 Temporary Code) 17E = Return refused (GS1 Temporary Code)																																
1131 Code list identification code	C an..17	O																																		
3055 Code list responsible agency code	C an..3	D		9 = GS1																																
7006 Physical or logical state description	C an..70	O																																		
Segment Notes:																																				
This segment is used to indicate conditions specified by the message sender concerning the return or otherwise of all the goods detailed in the message.																																				
Example: CDI+3E+13E::9' All of the goods detailed in the message should be disposed of.																																				

5. Segments Layout

Segment number: 14

SG6 - C 99 - CDI-DTM-FTX				
DTM - C 9 - Date/time/period				
Function: To specify date, and/or time, or period.				
	EDIFACT	GS1	*	Description
C507 DATE/TIME/PERIOD	M	M		
2005 Date or time or period function code qualifier	Man..3	M		234 = Collection date/time, earliest 235 = Collection date/time, latest 557 = Returned date
2380 Date or time or period value	C an..35	R		
2379 Date or time or period format code	C an..3	R		102 = CCYYMMDD 203 = CCYYMMDDHHMM
Segment Notes: This segment is used to specify dates relevant to the returns conditions and instructions provided in the CDI and INS segments for the entire message. Example: DTM+234:20020601:102'				

5. Segments Layout

Segment number: 15

SG6 - C 99 - CDI-DTM-FTX				
FTX - C 9 - Free text				
Function: To provide free form or coded text information.				
	EDIFACT	GS1	*	Description
4451 Text subject code qualifier	M an..3	M		AAI = General information NAI = Non-acceptance information (GS1 Temporary Code) RTI = Returns information (GS1 Temporary Code)
4453 Free text function code	C an..3	O	*	1 = Text for subsequent use
C107 TEXT REFERENCE	C	D		This composite is only used when trading partners have agreed to use mutually defined code values.
4441 Free text value code	Man..17	M		
1131 Code list identification code	C an..17	O		
3055 Code list responsible agency code	C an..3	D		9 = GS1 92 = Assigned by buyer or buyer's agent
C108 TEXT LITERAL	C	D		This composite is only used if coded text can not be used.
4440 Free text value	Man..512	M		
4440 Free text value	C an..512	O		
4440 Free text value	C an..512	O		
4440 Free text value	C an..512	O		
4440 Free text value	C an..512	O		
3453 Language name code	C an..3	D		ISO 639 two alpha code This data element is only used when non coded free text has been provided in data element C108.
4447 Free text format code	C an..3	N		
<p>Segment Notes:</p> <p>This segment is used to indicate free text information related to the entire message. Use of this segment in free form is not recommended since in most cases it inhibits automatic message processing. Coded references to standard texts is an available functionality which enables automatic processing and reduces transmission and processing overheads. Standard texts should be mutually defined among trading partners and can be used to cover legal and other requirements.</p> <p>Example: FTX+RTI+1+001::92' Standard text 001 = 'PLEASE ENSURE GOODS ARE DISPOSED OF IN CORRECT MANNER.'</p>				

5. Segments Layout

Segment number: 16

SG9		- C	9 - TDT		
TDT		- M	1 - Details of transport		
Function:					
To specify the transport details such as mode of transport, means of transport, its conveyance reference number and the identification of the means of transport.					
		EDIFACT	GS1	*	Description
8051	Transport stage code qualifier	M an..3	M		10 = Pre-carriage transport 20 = Main-carriage transport 30 = On-carriage transport
8028	Means of transport journey identifier	C an..17	O		Reference number covering the transport.
C220	MODE OF TRANSPORT	C	A		
8067	Transport mode name code	C an..3	R		10 = 20 = 30 = 40 = 60 =
8066	Transport mode name	C an..17	N		
C228	TRANSPORT MEANS	C	O		Data Elements 8179 and 8178 are only used when the type of transport must be specifically identified, that is, a generic description such as road transport is unsuitable.
8179	Transport means description code	C an..8	D		23 = Rail bulk car 31 = Truck
8178	Transport means description	C an..17	D		
C040	CARRIER	C	O		
3127	Carrier identifier	C an..17	A		Global Location Number GLN - Format n13
1131	Code list identification code	C an..17	O		
3055	Code list responsible agency code	C an..3	D		9 = GS1
3128	Carrier name	C an..35	O		
8101	Transit direction indicator code	C an..3	N		
C401	EXCESS TRANSPORTATION INFORMATION	C	N		
8457	Excess transportation reason code	M an..3			
8459	Excess transportation responsibility code	M an..3			
7130	Customer shipment authorisation identifier	C an..17			
C222	TRANSPORT IDENTIFICATION	C	O		
8213	Transport means identification name identifier	C an..9	O		
1131	Code list identification code	C an..17	O		
3055	Code list responsible agency code	C an..3	D		DE 3055 must be used if DE 8213 is used.

5. Segments Layout

Transport means identification				
--------------------------------	--	--	--	--

5. Segments Layout

Segment number: 16

	EDIFACT	GS1	*	Description
8212 name	C an..35	R		
8453 Transport means nationality code	C an..3	O		
8281 Transport means ownership indicator code	C an..3	N		

Segment Notes:

This segment is used to identify the mode and means of transport which will be used to return the goods detailed in the message.

Example:

TDT+20++30+31+:::ACE EXPRESS'

The goods must be returned using a truck from the company ACE Express.

5. Segments Layout

Segment number: 17

SG11 - M 9999 - LIN-PIA-IMD-MEA-DTM-QTY-LOC-MOA-SG12-SG13-SG16-SG18				
LIN - M 1 - Line item				
Function: To identify a line item and configuration.				
	EDIFACT	GS1	*	Description
1082 Line item identifier	C an..6	R		Application generated number of the item lines within the message.
1229 Action request/notification description code	C an..3	N		
C212 ITEM NUMBER IDENTIFICATION	C	D		This composite is only used for the identification of GS1 codes. If another coding structure is required, e. g., HIBC, this composite will not be used and the code will be detailed in the PIA segment.
7140 Item identifier	C an..35	R		Format n..14 GTIN - this is the number of the article for which instructions for return are being provided.
7143 Item type identification code	C an..3	R	*	SRV = GS1 Global Trade Item Number
1131 Code list identification code	C an..17	N		
3055 Code list responsible agency code	C an..3	N		
C829 SUB-LINE INFORMATION	C	D		
5495 Sub-line indicator code	C an..3	R	*	1 = Sub-line information
1082 Line item identifier	C an..6	R		
1222 Configuration level number	C n..2	N		
7083 Configuration operation code	C an..3	N		
<p>Segment Notes:</p> <p>This segment indicates the beginning of the detail section of the instruction for returns message. If Global Trade Item Numbers are available it is mandatory to use GTIN within the LIN segment. The detail section is formed by a repeating group of segments, always starting with a LIN segment.</p> <p>Example: LIN+1++4000862141404:SRV'</p> <p>Dependency Notes: C829 is only used when sub-lines are required. FOR A COMPLETE DESCRIPTION ON THE USAGE OF SUB-LINES PLEASE REFER TO PART I, SECTION 4.10.</p>				

5. Segments Layout

Segment number: 18

SG11		- M	9999 - LIN-PIA-IMD-MEA-DTM-QTY-LOC-MOA-SG12-SG13-SG16-SG18		
PIA		- C	9 - Additional product id		
Function:					
To specify additional or substitutional item identification codes.					
		EDIFACT	GS1	*	Description
4347	Product identifier code qualifier	M an..3	M	*	<div>1 = Additional identification</div> <div>5 = Product identification</div> <div>Product Id function coded has the following restricted coded functions:</div> <div>1 - Additional Identification - To provide an additional identity for the product identified in the LIN segment. The additional identification can consist of : A supplemental identification which provides more information complementary to the GTIN provided in the LIN segment, e.g. a batch number, promotional variant number, product group number, etc. An alternative identification which may be used instead of the GTIN provided in the LIN segment, e.g. a buyers article number, an HIBC code, etc.</div> <div>5 - Product Identification - To provide the primary product identification code when no GTIN has been provided in the LIN segment.</div>
C212	ITEM NUMBER IDENTIFICATION	M	M		
7140	Item identifier	C an..35	R		
7143	Item type identification code	C an..3	R		<div>PV = Promotional variant number</div> <div>HS = Harmonised system</div> <div>IN = Buyer's item number</div> <div>SA = Supplier's article number</div> <div>SRV = GS1 Global Trade Item Number</div>
1131	Code list identification code	C an..17	O		
3055	Code list responsible agency code	C an..3	D		<div>9 = GS1</div> <div>91 = Assigned by supplier or supplier's agent</div> <div>92 = Assigned by buyer or buyer's agent</div>
C212	ITEM NUMBER IDENTIFICATION	C	O		
7140	Item identifier	C an..35	R		
7143	Item type identification code	C an..3	R		
1131	Code list identification code	C an..17	O		
3055	Code list responsible agency code	C an..3	D		
C212	ITEM NUMBER IDENTIFICATION	C	O		
7140	Item identifier	C an..35	R		
7143	Item type identification code	C an..3	R		
1131	Code list identification code	C an..17	O		
3055	Code list responsible agency code	C an..3	D		
C212	ITEM NUMBER IDENTIFICATION	C	O		

5. Segments Layout

Segment number: 18

	EDIFACT	GS1	*	Description
7140 Item identifier	C an..35	R		
7143 Item type identification code	C an..3	R		
1131 Code list identification code	C an..17	O		
3055 Code list responsible agency code	C an..3	D		
C212 ITEM NUMBER IDENTIFICATION	C	O		
7140 Item identifier	C an..35	R		
7143 Item type identification code	C an..3	R		
1131 Code list identification code	C an..17	O		
3055 Code list responsible agency code	C an..3	D		

Segment Notes:

This segment is used to specify additional or substitutional item identification codes such as a buyer's or supplier's item number.

Examples:

PIA+1+ABC5343:IN'

In this example the PIA segment is used to provide an additional identification to the GTIN provided in the LIN segment. The GTIN 4000862141404 provided in the LIN segment refers to the internal buyer's item number ABC5343.

PIA+5+2209953C001L:AC'

This example details the HIBC code 2209953C001L which is provided as the primary product code because no GTIN was provided in the LIN segment.

5. Segments Layout

Segment number: 19

SG11 - M 9999 - LIN-PIA-IMD-MEA-DTM-QTY-LOC-MOA-SG12-SG13-SG16-SG18				
IMD - C 9 - Item description				
Function: To describe an item in either an industry or free format.				
	EDIFACT	GS1	*	Description
7077 Description format code	C an..3	O		C = Code (from industry code list) F = Free-form S = Structured (from industry code list) B = Code and text
C272 ITEM CHARACTERISTIC	C	O		
7081 Item characteristic code	C an..3	R		
1131 Code list identification code	C an..17	O		
3055 Code list responsible agency code	C an..3	D	*	9 = GS1 Must be used if DE7081 contains an GS1 Code.
C273 ITEM DESCRIPTION	C	A		
7009 Item description code	C an..17	O		CU = Consumer unit (GS1 Permanent Code) DU = Despatch unit (GS1 Permanent Code) TU = Traded unit (GS1 Permanent Code) VQ = Variable quantity product (GS1 Permanent Code)
1131 Code list identification code	C an..17	O		
3055 Code list responsible agency code	C an..3	D		9 = GS1 91 = Assigned by supplier or supplier's agent 92 = Assigned by buyer or buyer's agent
7008 Item description	C an..256	O		
7008 Item description	C an..256	O		
3453 Language name code	C an..3	O		
7383 Surface or layer code	C an..3	N		
<p>Segment Notes:</p> <p>This segment is used to describe the current line item.</p> <p>It is recommended that this segment only be used for coded descriptions. Data element 7008 in clear text should only be used when no product code is available or when free-form descriptions are required by trading partners. If you wish to indicate that promotional details are marked on the package, then this should be indicated in DE 7233 in the PAC segment.</p> <p>Example: IMD+C++TU::9' IMD+F++:::CORN CRUNCHIES:CASE'</p>				

5. Segments Layout

Segment number: 20

SG11 - M 9999 - LIN-PIA-IMD-MEA-DTM-QTY-LOC-MOA-SG12-SG13-SG16-SG18				
MEA - C 9 - Measurements				
Function:				
To specify physical measurements, including dimension tolerances, weights and counts.				
		EDIFACT	GS1	* Description
6311	Measurement purpose code qualifier	M an..3	M	PD = Physical dimensions (product ordered)
C502	MEASUREMENT DETAILS	C	A	
6313	Measured attribute code	C an..3	A	AAA = Unit net weight AAB = Unit gross weight HT = Height dimension LN = Length dimension WD = Width dimension
6321	Measurement significance code	C an..3	O	3 = Approximately 4 = Equal to
6155	Non-discrete measurement name code	C an..17	N	
6154	Non-discrete measurement name	C an..70	N	
C174	VALUE/RANGE	C	R	
6411	Measurement unit code	M an..3	M	CEL = degree celsius KGM = kilogram MMT = millimetre
6314	Measurement value	C an..18	O	
6162	Range minimum value	C n..18	O	
6152	Range maximum value	C n..18	O	
6432	Significant digits quantity	C n..2	N	
7383	Surface or layer code	C an..3	N	
Segment Notes:				
This segment is used to specify any relevant measurements for the line item being returned.				
Example:				
Product with a length of 200 mm.				
MEA+PD+LN+MMT:200'				

5. Segments Layout

Segment number: 21

SG11 - M 9999 - LIN-PIA-IMD-MEA-DTM-QTY-LOC-MOA-SG12-SG13-SG16-SG18				
DTM - C 9 - Date/time/period				
Function: To specify date, and/or time, or period.				
	EDIFACT	GS1	*	Description
C507 DATE/TIME/PERIOD	M	M		
2005 Date or time or period function code qualifier	Man..3	M		36 = Expiry date
2380 Date or time or period value	C an..35	R		
2379 Date or time or period format code	C an..3	R		102 = CCYYMMDD 203 = CCYYMMDDHHMM 718 = CCYYMMDD-CCYYMMDD
Segment Notes: This segment is used to specify any dates applicable to the current line item only. Example: DTM+36:20020801:102'				

5. Segments Layout

Segment number: 22

SG11 - M 9999 - LIN-PIA-IMD-MEA-DTM-QTY-LOC-MOA-SG12-SG13-SG16-SG18				
QTY - C 9 - Quantity				
Function: To specify a pertinent quantity.				
	EDIFACT	GS1	*	Description
C186 QUANTITY DETAILS	M	M		
6063 Quantity type code qualifier	Man..3	M		61 = Return quantity
6060 Quantity	Man..35	M		
6411 Measurement unit code	C an..3	D		KGM = kilogram This DE is only used if the product being returned is of variable quantity.
Segment Notes: This segment is used to specify any quantities relevant for the current line item. Example: QTY+61:40'				

5. Segments Layout

Segment number: 23

SG11 - M 9999 - LIN-PIA-IMD-MEA-DTM-QTY-LOC-MOA-SG12-SG13-SG16-SG18				
LOC - C 9 - Place/location identification				
Function: To identify a place or a location and/or related locations.				
	EDIFACT	GS1	*	Description
3227 Location function code qualifier	M an..3	M		14 = Location of goods 23E = Return location (GS1 Temporary Code) Code value '14' is used to indicate the place where the goods for return are located.
C517 LOCATION IDENTIFICATION	C	R		
3225 Location name code	C an..25	A		GLN - Format n13
1131 Code list identification code	C an..17	O		
3055 Code list responsible agency code	C an..3	D		9 = GS1 DE 3055 must be used if DE 3225 is used and does not contain an UN/LOCODE.
3224 Location name	C an..256	O		
C519 RELATED LOCATION ONE IDENTIFICATION	C	N		
3223 First related location name code	C an..25			
1131 Code list identification code	C an..17			
3055 Code list responsible agency code	C an..3			
3222 First related location name	C an..70			
C553 RELATED LOCATION TWO IDENTIFICATION	C	N		
3233 Second related location name code	C an..25			
1131 Code list identification code	C an..17			
3055 Code list responsible agency code	C an..3			
3232 Second related location name	C an..70			
5479 Relation code	C an..3	N		
Segment Notes: This segment is used to identify locations relevant to the current line item. Example: LOC+14+5412345678908::9'				

5. Segments Layout

Segment number: 24

SG11 - M 9999 - LIN-PIA-IMD-MEA-DTM-QTY-LOC-MOA-SG12-SG13-SG16-SG18				
MOA - C 9 - Monetary amount				
Function: To specify a monetary amount.				
	EDIFACT	GS1	*	Description
C516 MONETARY AMOUNT	M	M		
5025 Monetary amount type code qualifier	Man..3	M		210 = Credit note amount
5004 Monetary amount	C n..35	R		
6345 Currency identification code	C an..3	O		ISO 4217 three alpha
6343 Currency type code qualifier	C an..3	N		
4405 Status description code	C an..3	N		
Segment Notes: This segment is used to specify any monetary amount relevant to the current line item. Example: MOA+210:5800:EUR' This example shows that the credit note amount for the current line item being returned is 5800 Euro.				

5. Segments Layout

Segment number: 25

SG11	- M	9999 - LIN-PIA-IMD-MEA-DTM-QTY-LOC-MOA-SG12-SG13-SG16-SG18			
SG12	- C	9 - DOC-DTM			
DOC	- M	1 - Document/message details			
Function:					
To identify documents and details directly related to it.					
		EDIFACT	GS1	*	Description
C002	DOCUMENT/MESSAGE NAME	M	M		
1001	Document name code	C an..3	R		381 = Credit note - goods and services
1131	Code list identification code	C an..17	O		
3055	Code list responsible agency code	C an..3	D		
1000	Document name	C an..35	N		
C503	DOCUMENT/MESSAGE DETAILS	C	O		
1004	Document identifier	C an..35	O		
1373	Document status code	C an..3	O		4 = To arrive by separate EDI message 7 = To be raised and sent
1366	Document source description	C an..70	O		
3453	Language name code	C an..3	O		
1056	Version identifier	C an..9	N		
1060	Revision identifier	C an..6	N		
3153	Communication medium type code	C an..3	N		
1220	Document copies required quantity	C n..2	N		
1218	Document originals required quantity	C n..2	N		
Segment Notes:					
This segment is used to identify any documents relevant to the current line item.					
Example:					
DOC+381+1552:7'					

5. Segments Layout

Segment number: 26

SG11	- M	9999 - LIN-PIA-IMD-MEA-DTM-QTY-LOC-MOA-SG12-SG13-SG16-SG18			
SG12	- C	9 - DOC-DTM			
DTM	- C	9 - Date/time/period			
Function: To specify date, and/or time, or period.					
		EDIFACT	GS1	*	Description
C507	DATE/TIME/PERIOD	M	M		
2005	Date or time or period function code qualifier	M an..3	M	*	137 = Document/message date/time
2380	Date or time or period value	C an..35	R		
2379	Date or time or period format code	C an..3	R		102 = CCYYMMDD 203 = CCYYMMDDHHMM 718 = CCYYMMDD-CCYYMMDD
Segment Notes: This segment is used to specify dates related to the document specified in the DOC segment. Example: DTM+137:20021210:102'					

5. Segments Layout

Segment number: 27

SG11	- M	9999 - LIN-PIA-IMD-MEA-DTM-QTY-LOC-MOA-SG12-SG13-SG16-SG18		
SG13	- C	9 - RFF-DTM		
RFF	- M	1 - Reference		
Function: To specify a reference.				
	EDIFACT	GS1	*	Description
C506	REFERENCE	M	M	
1153	Reference code qualifier	M an..3	M	AAK = Despatch advice number ALQ = Returns notice number CT = Contract number IRN = Instruction for returns number (GS1 Temporary Code) IV = Invoice number
1154	Reference identifier	C an..70	R	
1156	Document line identifier	C an..6	O	
4000	Reference version identifier	C an..35	N	
1060	Revision identifier	C an..6	N	
Segment Notes: This segment is used to specify any references valid for the current line item only. Example: RFF+ALQ:5221:11'				

5. Segments Layout

Segment number: 28

SG11	- M	9999 - LIN-PIA-IMD-MEA-DTM-QTY-LOC-MOA-SG12-SG13-SG16-SG18			
SG13	- C	9 - RFF-DTM			
DTM	- C	9 - Date/time/period			
Function:					
To specify date, and/or time, or period.					
	EDIFACT	GS1	*	Description	
C507	DATE/TIME/PERIOD	M	M		
2005	Date or time or period function code qualifier	M an..3	M	*	171 = Reference date/time
2380	Date or time or period value	C an..35	R		
2379	Date or time or period format code	C an..3	R		102 = CCYYMMDD
Segment Notes:					
This segment is used to specify dates and times of the reference specified in the previous RFF segment.					
Example:					
DTM+171:20020802:102'					

5. Segments Layout

Segment number: 29

SG11	- M	9999 - LIN-PIA-IMD-MEA-DTM-QTY-LOC-MOA-SG12-SG13-SG16-SG18			
SG16	- C	9 - PAC-SG17			
PAC	- M	1 - Package			
Function:					
To describe the number and type of packages/physical units.					
		EDIFACT	GS1	*	Description
7224	Package quantity	C n..8	O		
C531	PACKAGING DETAILS	C	O		
7075	Packaging level code	C an..3	N		
7233	Packaging related description code	C an..3	O		
7073	Packaging terms and conditions code	C an..3	N		
C202	PACKAGE TYPE	C	R		
7065	Package type description code	C an..17	A		09 = Returnable pallet (GS1 Temporary Code) BX = CR = PK =
1131	Code list identification code	C an..17	O		
3055	Code list responsible agency code	C an..3	D		9 = GS1
7064	Type of packages	C an..35	O		
C402	PACKAGE TYPE IDENTIFICATION	C	N		
7077	Description format code	M an..3			
7064	Type of packages	M an..35			
7143	Item type identification code	C an..3			
7064	Type of packages	C an..35			
7143	Item type identification code	C an..3			
C532	RETURNABLE PACKAGE DETAILS	C	N		
8395	Returnable package freight payment responsibility code	C an..3			
8393	Returnable package load contents code	C an..3			
Segment Notes:					
This segment is used to provide packaging information for the line item being returned.					
Example: PAC+++CR'					

5. Segments Layout

Segment number: 30

SG11	- M	9999 - LIN-PIA-IMD-MEA-DTM-QTY-LOC-MOA-SG12-SG13-SG16-SG18		
SG16	- C	9 - PAC-SG17		
SG17	- C	9 - PCI-DTM-GIN		
PCI	- M	1 - Package identification		
Function:				
To specify markings and labels on individual packages or physical units.				
	EDIFACT	GS1	*	Description
4233	Marking instructions code	C an..3	R	14 = Mark expiry date 16 = Buyer's instructions 17 = Supplier's instructions 33E = Marked with serial shipping container code (GS1 Temporary Code) 34E = Marked with GS1 number (GS1 Temporary Code)
C210	MARKS & LABELS	C	O	
7102	Shipping marks description	M an..35	M	
7102	Shipping marks description	C an..35	O	
7102	Shipping marks description	C an..35	O	
7102	Shipping marks description	C an..35	O	
7102	Shipping marks description	C an..35	O	
7102	Shipping marks description	C an..35	O	
7102	Shipping marks description	C an..35	O	
7102	Shipping marks description	C an..35	O	
7102	Shipping marks description	C an..35	O	
7102	Shipping marks description	C an..35	O	
8275	Container or package contents indicator code	C an..3	N	
C827	TYPE OF MARKING	C	N	
7511	Marking type code	M an..3		
1131	Code list identification code	C an..17		
3055	Code list responsible agency code	C an..3		
Segment Notes:				
This segment is used to provide markings and labels information relevant to the packaging unit identified in the PAC segment. This information may be used at the time of collection to correctly identify the packages for return.				
Example:				
PCI+17+FOR COLLECTION BY ACE EXPRESS - 30/:12/2002'				

5. Segments Layout

Segment number: 31

SG11	- M	9999 - LIN-PIA-IMD-MEA-DTM-QTY-LOC-MOA-SG12-SG13-SG16-SG18
SG16	- C	9 - PAC-SG17
SG17	- C	9 - PCI-DTM-GIN
DTM	- C	9 - Date/time/period

Function:

To specify date, and/or time, or period.

		EDIFACT	GS1	*	Description
C507	DATE/TIME/PERIOD	M	M		
2005	Date or time or period function code qualifier	M an..3	M		36 = Expiry date
2380	Date or time or period value	C an..35	R		
2379	Date or time or period format code	C an..3	R		102 = CCYYMMDD 203 = CCYYMMDDHHMM

Segment Notes:

This segment is used to specify dates related to the packaging for the current line item.

Example:

DTM+36:20020901:102'

5. Segments Layout

Segment number: 32

SG11	- M	9999 - LIN-PIA-IMD-MEA-DTM-QTY-LOC-MOA-SG12-SG13-SG16-SG18			
SG16	- C	9 - PAC-SG17			
SG17	- C	9 - PCI-DTM-GIN			
GIN	- C	9 - Goods identity number			
Function:					
To give specific identification numbers, either as single numbers or ranges.					
		EDIFACT	GS1	*	Description
7405	Object identification code qualifier	M an..3	M	*	BJ = Serial shipping container code SRV = GS1 Global Trade Item Number (GS1 Temporary Code)
C208	IDENTITY NUMBER RANGE	M	M		
7402	Object identifier	M an..35	M		
7402	Object identifier	C an..35	O		
C208	IDENTITY NUMBER RANGE	C	O		
7402	Object identifier	M an..35	M		
7402	Object identifier	C an..35	O		
C208	IDENTITY NUMBER RANGE	C	O		
7402	Object identifier	M an..35	M		
7402	Object identifier	C an..35	O		
C208	IDENTITY NUMBER RANGE	C	O		
7402	Object identifier	M an..35	M		
7402	Object identifier	C an..35	O		
C208	IDENTITY NUMBER RANGE	C	O		
7402	Object identifier	M an..35	M		
7402	Object identifier	C an..35	O		
Segment Notes:					
This segment is used to provide identification numbers relevant to the packaging unit identified in the PAC segment.					
Example:					
GIN+BJ+354123450000000014'					

5. Segments Layout

Segment number: 33

SG11	- M	9999 - LIN-PIA-IMD-MEA-DTM-QTY-LOC-MOA-SG12-SG13-SG16-SG18			
SG18	- C	99 - CDI-DTM-FTX			
CDI	- M	1 - Physical or logical state			
Function:					
To describe a physical or logical state.					
		EDIFACT	GS1	*	Description
7001	Physical or logical state type code qualifier	M an..3	M		3E = Upon return (GS1 Temporary Code)
C564	PHYSICAL OR LOGICAL STATE INFORMATION	M	M		
7007	Physical or logical state description code	C an..3	A		12E = Return goods (GS1 Temporary Code) 13E = Dispose of goods (GS1 Temporary Code) 14E = Destroy goods (GS1 Temporary Code) 15E = Repair goods (GS1 Temporary Code) 16E = Hold for examination (GS1 Temporary Code) 17E = Return refused (GS1 Temporary Code)
1131	Code list identification code	C an..17	O		
3055	Code list responsible agency code	C an..3	D		9 = GS1
7006	Physical or logical state description	C an..70	O		
Segment Notes:					
This segment is used to indicate conditions (actions) requested by the message sender for the current line item.					
Example: CDI+3E+13E::9'					
Provides permission to dispose of the current line item.					

5. Segments Layout

Segment number: 34

SG11	- M	9999	- LIN-PIA-IMD-MEA-DTM-QTY-LOC-MOA-SG12-SG13-SG16-SG18
SG18	- C	99	- CDI-DTM-FTX
DTM	- C	9	- Date/time/period

Function:

To specify date, and/or time, or period.

		EDIFACT	GS1	*	Description
C507	DATE/TIME/PERIOD	M	M		
2005	Date or time or period function code qualifier	M an..3	M		200 = Pick-up/collection date/time of cargo 234 = Collection date/time, earliest 235 = Collection date/time, latest 557 = Returned date
2380	Date or time or period value	C an..35	R		
2379	Date or time or period format code	C an..3	R		102 = CCYYMMDD 203 = CCYYMMDDHHMM

Segment Notes:

This segment is used to specify dates relevant to the returns conditions and instructions provided in the CDI and INS segments for the current line item.

Example:

DTM+200:20020601:102'

5. Segments Layout

Segment number: 35

SG11	- M	9999 - LIN-PIA-IMD-MEA-DTM-QTY-LOC-MOA-SG12-SG13-SG16-SG18		
SG18	- C	99 - CDI-DTM-FTX		
FTX	- C	9 - Free text		
Function:				
To provide free form or coded text information.				
	EDIFACT	GS1	*	Description
4451	Text subject code qualifier	M an..3	M	AAI = General information NAI = Non-acceptance information (GS1 Temporary Code) RTI = Returns information (GS1 Temporary Code)
4453	Free text function code	C an..3	O	1 = Text for subsequent use
C107	TEXT REFERENCE	C	D	This composite is only used when trading partners have agreed to use mutually defined code values.
4441	Free text value code	M an..17	M	
1131	Code list identification code	C an..17	O	
3055	Code list responsible agency code	C an..3	D	9 = GS1 92 = Assigned by buyer or buyer's agent
C108	TEXT LITERAL	C	D	This composite is only used if coded text can not be used.
4440	Free text value	M an..512	M	
4440	Free text value	C an..512	O	
4440	Free text value	C an..512	O	
4440	Free text value	C an..512	O	
4440	Free text value	C an..512	O	
3453	Language name code	C an..3	D	ISO 639 two alpha code This data element is only used when non coded free text has been provided in data element C108.
4447	Free text format code	C an..3	N	
Segment Notes:				
This segment is used to indicate free text information related to the conditions of the current line item. Use of this segment in free form is not recommended since in most cases it inhibits automatic processing of the Instruction for Returns message. Coded references to standard texts is an available functionality which enables automatic processing and reduces transmission and processing overheads. Standard texts should be mutually defined among trading partners and can be used to cover legal and other requirements.				
Example: FTX+RTI+1+001::92' Standard text 001 = 'PLEASE ENSURE GOODS ARE DISPOSED OF IN CORRECT MANNER.'				

5. Segments Layout

Segment number: 36

CNT - C 9 - Control total				
Function: To provide control total.				
	EDIFACT	GS1	*	Description
C270 CONTROL	M	M		
6069 Control total type code qualifier	Man..3	M	*	1 = Total value of the quantity segments at line level in a message 2 = Number of line items in message
6066 Control total value	Mn..18	M		
6411 Measurement unit code	C an..3	O		
Segment Notes: This is used to provide message control information for checking on the message receivers in-house system. Example: CNT+2:120'				

5. Segments Layout

Segment number: 37

UNT - M 1 - Message trailer				
Function: To end and check the completeness of a message.				
		EDIFACT	GS1	*
				Description
0074	Number of segments in the message	M n..6	M	
				The total number of segments in the message is detailed here.
0062	Message reference number	M an..14	M	
				The message reference numbered detailed here should equal the one specified in the UNH segment.
Segment Notes: The UNT segment is a mandatory UN/EDIFACT segment. It must always be the last segment in the message. Example: UNT+40+ME000001'				

6. Examples

Example 1

The following is an example of a simple instruction for returns for one line item between a supplier identified by GLN 4012345500004 and a buyer identified by GLN 5412345000013 . The message which was sent on the 4th of September 2002 and has the reference 481, relates to a delivery dated 14th of July and identified by the delivery note number ACX-8552, and an announcement for returns message sent the 30th of August 2002 with the reference 1276.

The supplier indicates that the credit note 600122 will be raised and sent on the 28th of September 2002.

The supplier reports that the return of 48 units of the product identified by GTIN 4000862141404 which are at the buyers location identified by GLN 5412345678908 has been accepted.

The buyer is requested to have the goods returned by the 8th of September 2002.

UNH+ME000001+RETINS:D:01B:UN:EAN003'	Message header
BGM+71E::9+481+9'	Instruction for returns number 481
DTM+137:20020904:102'	Message date 4th of September 2002
DOC+381+600122:7'	Indicates that credit note number 600122 will be raised and sent
DTM+137:20020928:102'	Credit note will be dated the 28th of September 2002
RFF+DQ:ACX-8552'	Returns instructions relates to delivery note number ACX-8552
DTM+171:20020714:102'	Delivery note issued on the 14th of July 2002
RFF+ARN:1276'	Instruction for returned relates to the announcement for returns number 1276
DTM+171:20020830:102'	Announcement for returns created on 30th of August 2002
NAD+SU+4012345500004::9'	Supplier identified by GLN 4012345500004
NAD+BY+5412345000013::9'	Buyer identified by GLN 5412345000013
LOC+14+5412345678908::9'	Location of goods identified by GLN 5412345678908
CDI+3E+12E::9'	Goods should be returned
DTM+557:20020908:102'	Return by date 8th of September 2002
LIN+1++4000862141404:SRV'	Product being instructed for return identified by GTIN 4000862141404
QTY+61:48'	Return quantity equals 48 units
CNT+2:1'	Count of the number of LIN segments in the message
UNT+18+ME000001'	Total number of segments in the message equals 19

6. Examples

Example 2

The following is an example of an instruction for returns for items between a supplier identified by GLN 4012345500004 and a buyer identified by GLN

5412345000013 . The message which was sent on the 4th of November 2002 and has the reference 9662, relates to a delivery note made on the 1st of November and identified by the delivery note number SEW-3252, and an announcement for returns message sent the 2nd of November 2002 with the reference A-976.

The supplier indicates that the credit note H-022 will be raised and sent on the 15th of November 2002.

The supplier reports that the return of 48 units of the product identified by GTIN 4000862141404 has not been accepted. The reason for non-acceptance is stated as being that an order number for the goods exists on the suppliers system.

The return of 20 units of the product identified by GTIN 5412345666660 is approved and the buyer is asked to use the service of the transport company ABC Express and to have the goods ready for collection on the 10th of November 2002. The buyer is asked to dispose of 6 units of the final product identified by GTIN 5055555111119.

UNH+ME000001+RETINS:D:01B:UN:EAN003 Message header

BGM+71E::9+9662+9'	Instruction for returns number 9662
DTM+137:20021104:102'	message date 4th of November 2002
DOC+381+H-022:4'	Indicates that credit note number H-022 will be sent in a separate EDI message
DTM+137:20021115:102'	Credit note will be dated the 15th of November 2002
RFF+DQ:SEW-3252'	Returns instructions relates to delivery note number SEW-3252
DTM+171:20021101:102'	Delivery note issued on the 1st of November 2002
RFF+ARN:A-976'	Instruction for returned relates to the announcement for returns number A-976
DTM+171:20021102:102'	Announcement for returns created on 2nd of November 2002
NAD+SU+4012345500004::9'	Supplier identified by GLN 4012345500004
NAD+BY+5412345000013::9'	Buyer identified by GLN 5412345000013
LOC+14+5412345678908::9'	Location of goods identified by GLN 5412345678908
TDT+20++30++:::ABC EXPRESS'	The transported ABC Express must be used for the return
LIN+1++4000862141404:SRV'	First product being instructed for return identified by GTIN 4000862141404
QTY+61:48'	Return quantity equals 48 units
CDI+3E+17E::9'	Return of goods refused
FTX+NAI+++SEE ORDER NUMBER 2231'	Because the order number 2231 exists for their supply
LIN+2++5412345666660:SRV'	Second product being instructed for return identified by GTIN 5412345666660

6. Examples

QTY+61:20'	Return quantity equals 20 units
CDI+3E+12E::9'	Return is approved
DTM+200:20021110:102'	Ready for collection on the 10th of November 2002
LIN+3++5055555111119:SRV'	Third product being instructed for return identified by GTIN 5055555111119
QTY+61:6'	Return quantity equals 6 units
CDI+3E:13E::9'	Do not return, dispose of goods
CNT+2:3'	Count of the number of LIN segments in the message
UNT+26+ME000001'	Total number of segments in the message equals 27

Note:

The EDI interchange will include the UNB..UNZ segments and, if applicable, the UNG..UNE segments. (see Part I, section 5.7)